

Two-component high performance epoxy tile grout and adhesive

PRODUCT

weberepox easy is a 100% reactive two components epoxy tile adhesive and tile grout product with very easy water cleanable properties exceeding the requirement of the standard ANSI 118.3, excellent chemical resistance, high strength, and easy application. It is designed for numerous application needs. In addition to its waterproofing and excellent workability properties, it is especially blended to produce non-sag and stain resistant properties when used as tile grout, non-slip property when used as tile adhesive and high compressive strength at 48 hours. Due to its special additives, the product maintains a good workability after 1 hour at 40°C.

weberepox easy is particularly recommended for tile grouting in medium and heavy duty, hygienic and corrosive environment.

SCOPE OF USE

- Tiling and grouting of ceramics, mosaics, stones, etc...
- Specially recommended for bathrooms, showers and kitchens (private and collective)
- Repair of damaged tile joints.
- Tiling on special substrates such as metal, etc...
- Highly resistant to chemical aggressions, cleaning under high pressure and heavy traffic.
- For internal and external walls and floors.
- Food production: fruit canning, meat & fish processing, dairy products, etc.
- Industries, Car showrooms, etc...
- Swimming pools

ADVANTAGES

- Two components easy to mix
- Easy to apply
- Easy and fast to clean
- Anti-bacterial
- Good workability after 1 hour at 40°C
- High compressive strength at 14 days
- Excellent chemical resistance
- Non-sag
- Slip resistant when used as tile adhesive
- Good heat aging resistance
- Anti-Stain

weberepox easy is labeled with the "EC1 Plus" classification code. The classification guarantees a low emission of Volatile Organic Compounds (VOCs) and the absence of emission of carcinogenic substances.



PACKAGING

Leb	Syria	Jordan	UAE	Qatar	Kuwait	KSA	Oman
3.8 kg	4 kg	4 kg	4 kg	4 kg	4 kg	4 kg	4 kg

CHARACTERISTICS

Appearance	Two components: Part A: Resin + filler Part B: Hardener
Colors	Available in 23 colors. Special colors can be produced upon request
Application	Easy mixing and application
Mix density	1.781
Pot life @ 25°C	4 hours
Stain resistance	Good
Sag resistance	Non sag
Slip resistance	Non slip
VOC and formaldehyde USEPA 24	Low VOC

Test weberepox easy according to ANSI 118.3

Test results weberepox easy	Standard requirement	Results
Water cleanability	The mixed material shall be spreadable and water cleanable at 80 minutes	Pass
Sag in vertical	No change in shape of the joint shall be noticeable	Pass

Compressive strength	24.1 N/mm ² min	85.7 MPa at 7 days
Tensile strength	6.89 N/mm ² min	22 MPa at 7 days

Test according to BS EN 12808-1: 2008

Test results weberepox easy	Results
Sugar 40%	No sign of surface cracks loss of gloss, etching, pitting, softening, etc..
Calcium chloride 1%	No sign of surface cracks loss of gloss, etching, pitting, softening, etc..
Acetic acid 5%	No sign of surface cracks loss of gloss, etching, pitting, softening, etc..
Citric acid 10%	No sign of surface cracks loss of gloss, etching, pitting, softening, etc..
Formic acid 5%	No sign of surface cracks loss of gloss, etching, pitting, softening, etc..
Oxalic acid 10%	No sign of surface cracks loss of gloss, etching, pitting, softening, etc..
Ammonia in solution 25%	No sign of surface cracks loss of gloss, etching, pitting, softening, etc..
Sodium hydroxide 50%	No sign of surface cracks loss of gloss, etching, pitting, softening, etc..
Potassium hydroxide 50%	No sign of surface cracks loss of gloss, etching, pitting, softening, etc..
Sodium chloride saturated	No sign of surface cracks loss of gloss, etching, pitting, softening, etc..
Fuels	No sign of surface cracks loss of gloss, etching, pitting, softening, etc..
Diesel	No sign of surface cracks loss of gloss, etching, pitting, softening, etc..
Olive oil	No sign of surface cracks loss of gloss, etching, pitting, softening, etc..
Ethylene glycol	No sign of surface cracks loss of gloss, etching, pitting, softening, etc..

Glycerine	No sign of surface cracks loss of gloss, etching, pitting, softening, etc..
Carbon tetrachloride	No sign of surface cracks loss of gloss, etching, pitting, softening, etc..
Ethanol	No sign of surface cracks loss of gloss, etching, pitting, softening, etc..
Kerosene	No sign of surface cracks loss of gloss, etching, pitting, softening, etc..
Xylene	No sign of surface cracks loss of gloss, etching, pitting, softening, etc..
Hydrogene peroxide 5%	No sign of surface cracks loss of gloss, etching, pitting, softening, etc..
Hydrogene peroxide 15%	No sign of surface cracks loss of gloss, etching, pitting, softening, etc..

Applicable standards:

EN 13888
EN 12004
ANSI 118.3

INSTRUCTIONS FOR USE

SUBSTRATE PREPARATION

Grouting:

Before grouting, make sure that joints and tile surface are well cleaned, and dried. Remove dust or other contaminants with an air blower.

Do not clean tiles with acid cleaners.

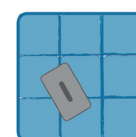

Tiling:

New concrete must be a minimum of 28 days old. The surface to be covered shall be sound, dry, rigid, clean and free from impurities like grout, dirt, debris, oil, grease, curing agents, loose plaster etc..

PRODUCT PREPARATION

Remove Part B (Hardener) from inside the part A (Resin + filler) pail and pour it into the part A.


Mix well with a suitable electrical mixer at low speed (around 2 minutes) to ensure the proper chemical reaction until a



smooth paste is obtained. Do not mix part A separately.

PRODUCT APPLICATION: GROUTING

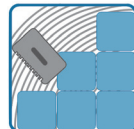
weberepox easy should be applied directly into the joints. By using a rubber trowel or scrapper fill the empty joints diagonally to ensure the joints are well filled. Remove excess grout with a grout float. Do not leave excess grout on face of tiles.



Smoothing the joints by using a wet sponge then clean the tiles immediately, before the product dries, by using a clean and wet sponge. The tiles are cleaned easily with water.

weberepox easy can be applied for joints width from 2 to 10mm.

Ready for pedestrian after 24 hours at 25 °C and for heavy traffic after 48 hours at 25 °C.



PRODUCT APPLICATION: TILING

Mix the two components and spread the adhesive over the surface using a serrated trowel. Tiles should be placed within the open time of the adhesive.

Due to the slip resistance properties of the material, tiles can be fixed vertically.

Press firmly the tiles to ensure a good adhesion and remove surplus material from the face of the tiles immediately.

CONSUMPTION

TILE ADHESIVE CONSUMPTION

When used as tile glue, consumption is from 3.5 to 10 kg/m² depending on thickness and the type of tiles.

TILE GROUT CONSUMPTION

$$C = 0.18 \times E \times H \times [(L + W) / (L \times W)]$$

C: Consumption (kg/m²)

E: Joint Width (mm)

H: Tile Thickness (mm)

L: Tile Length (cm)

W: Tile Width (cm)

Examples of consumption (in kg/m²):

Tile size (cm)	Joint width (mm)		
	4	6	10
15 x 15	0.77	1.15	1.92
30 x 30	0.38	0.58	0.96
60 x 60	0.19	0.29	0.48

These values only give an indication about the grout consumption. The real product consumption can differ depending on site conditions and wastage when grouting.

Indicative consumptions calculated with a tile thickness of 8 mm

CLEANING

Clean tools and equipment with water before the material dries. Do not allow the epoxy to harden on equipment.

STORAGE

12 months after manufacturing date in original and non open packaging, under cover, in dry condition, away from humidity, protected from extreme temperatures and direct sunlight.

SAFETY PRECAUTIONS

Ensure adequate ventilation during application and avoid inhalation of vapors, Wear suitable gloves, clothing and eye protection. Direct contact with eyes will cause irritation and may cause serious damage if not treated. In case of contact with eyes, wash thoroughly with clear water and seek medical attention. Limited to professional use only.

DISCLAIMER

While the company guarantees its products against defective materials, the use and application of these products are made without guarantee since the conditions of their application are beyond its control. It is recommended to verify with the company that the product is suitable for the intended use, and that this Data Sheet version is the latest one. The company may modify it without prior notice. Technical characteristics are listed for guidance only. For more information, please contact the company's office in your location.

NOTE

The information included on this Technical Data Sheet is the sole property of SODAMCO Holding. The unauthorized disclosure, use, dissemination or copying (either whole or partial) of this data sheet or any information it contains, is prohibited and subject to legal pursuit.